

TRAFFIC MANAGEMENT NOTES:

- 1) All temporary traffic management shall be in accordance with Chapter 8 of the Traffic Signs Manual.
- 2) All temporary traffic management shall be in accordance with the Traffic Signs Regulations and General Directions 2016.
- 3) All temporary traffic management shall conform to the Safety at Street Works and Road Works, A Code of Practice.
- 4) All signing should be located 450mm minimum from any carriageway.
- 5) All temporary traffic management sign locations are indicative and are subject to on site approval from the Engineer.
- 6) Stop & Go boards are to be accessible and brought into operation if there is traffic signal failure.

DETAIL B (B)

Single Carriageway 40mph or less - 450mm traffic cones, spacing 1.5m.
Single Carriageway 50mph or more - 750mm traffic cones, spacing 1.5m.

Notes:

- 1) During darkness, warning lights to BS EN 12352:2006 should be provided in accordance with Table A1.3 (Appendix 1).
- 2) 45° tapers have 1.2m spacing, no relaxations.
- 3) On motorways and all-purpose dual carriageway roads with hard shoulders on which the national speed limit applies, 1m cones will be required for both standard works and works for which relaxations may be applied, for both lead tapers and the facing wall of a lane change.

DETAIL C1 (C1)

Single Carriageway 40mph or less - 450mm traffic cones.
Single Carriageway 50mph or more - 750mm traffic cones.

Notes:

- 1) During darkness, warning lights to BS EN 12352:2006 should be provided in accordance with Table A1.3 (Appendix 1).
- 2) For relaxation to Detail C1 see Table A1.3 (Appendix 1).

SAFETY ZONE DIMENSIONS

Permanent speed limit 50mph
Sideway safety zone 1.2m
Longways safety zone 30m
(Dimensions are minimal)

Key

- Traffic sign
- Traffic cone
- Pedestrian barrier
- Cone lamp
- Diversion route
- Road closure

Checked by: A . Cress

Customer: M GROUP WATER

Job reference: 96478063

Location: TRIMSARAN ROAD
LLANELLI
CARMARTHENSHIRE
SA15 4RD

QR Code:

Date: 13/05/2025

Description: 2-Way Signals

Scale: NTS OS HA: 0

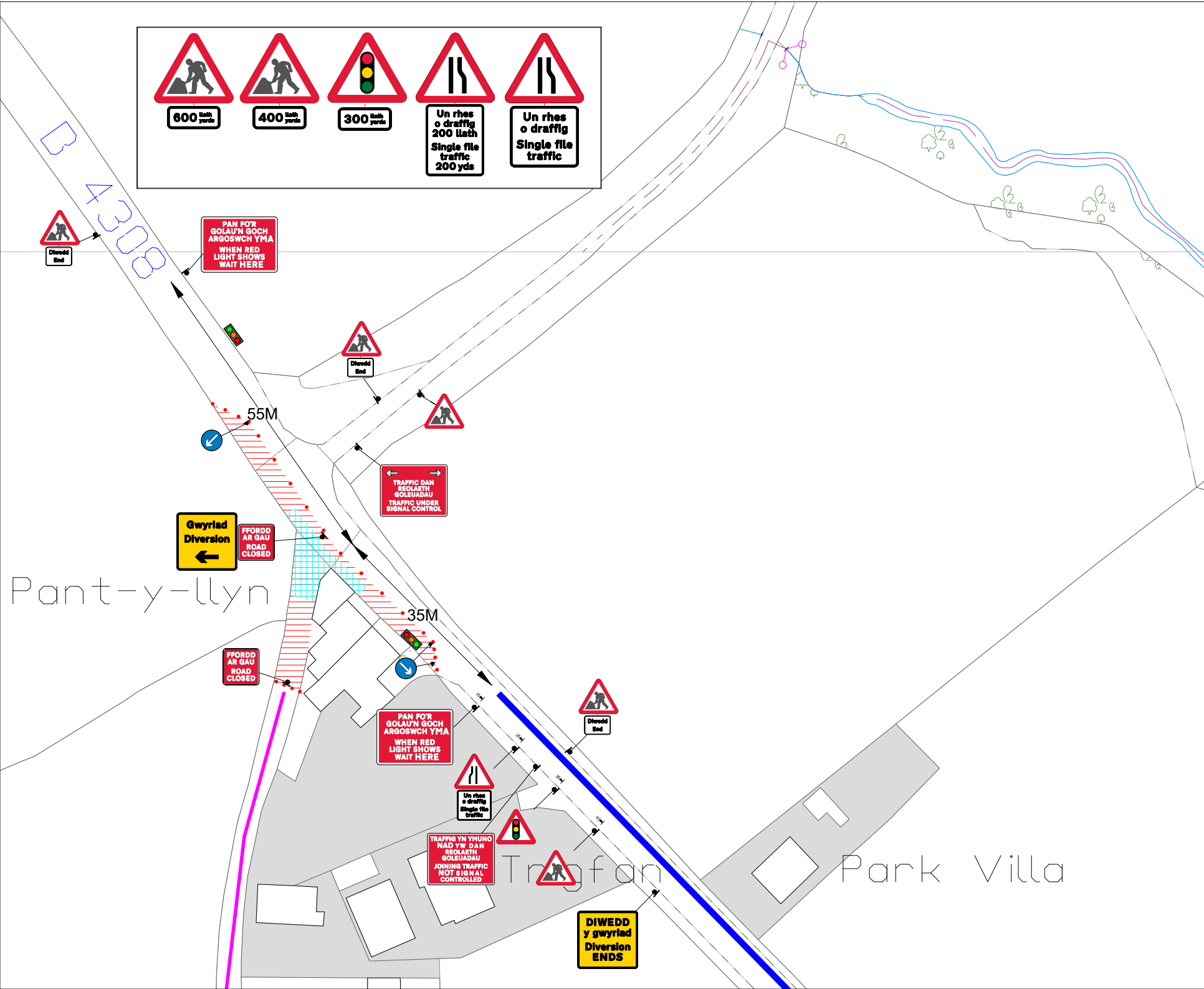
0330 043 3030
www.corehighways.com

Produced by: Kyle Morales

Design reference: KM/13.05.25/136637

This Design is subject to Copyright and remains the property of Core Highways.
Contains Ordnance Survey data.

core
highways



TRAFFIC MANAGEMENT NOTES:

- 1) All temporary traffic management shall be in accordance with Chapter 8 of the Traffic Signs Manual.
- 2) All temporary traffic management shall be in accordance with the Traffic Signs Regulations and General Directions 2016.
- 3) All temporary traffic management shall conform to the Safety at Street Works and Road Works, A Code of Practice.
- 4) All signing should be located 450mm minimum from any carriageway.
- 5) All temporary traffic management sign locations are indicative and are subject to on site approval from the Engineer.
- 6) Stop & Go boards are to be accessible and brought into operation if there is traffic signal failure.

DETAIL B (B)

Single Carriageway 40mph or less - 450mm traffic cones, spacing 1.5m.
Single Carriageway 50mph or more - 750mm traffic cones, spacing 1.5m.

Notes:

- 1) During darkness, warning lights to BS EN 12352:2006 should be provided in accordance with Table A1.3 (Appendix 1).
- 2) 45° tapers have 1.2m spacing, no relaxations.
- 3) On motorways and all-purpose dual carriageway roads with hard shoulders on which the national speed limit applies, 1m cones will be required for both standard works and works for which relaxations may be applied, for both lead tapers and the facing wall of a lane change.

DETAIL C1 (C1)

Single Carriageway 40mph or less - 450mm traffic cones.
Single Carriageway 50mph or more - 750mm traffic cones.

Notes:

- 1) During darkness, warning lights to BS EN 12352:2006 should be provided in accordance with Table A1.3 (Appendix 1).
- 2) For relaxation to Detail C1 see Table A1.3 (Appendix 1).

SAFETY ZONE DIMENSIONS

Permanent speed limit 50mph
Sideway safety zone 1.2m
Longways safety zone 30m
(Dimensions are minimal)

Traffic Signal Head Timings

Phase 1	Phase 2
Green 30 sec	Green 30 sec
Red 10 sec	Red 10 sec

Key

- Traffic sign
- Traffic cone
- Traffic signal
- Pedestrian barrier
- Pedestrian signal

Checked by: A . Crees

Customer: M GROUP WATER

Job reference: 96478063

Location: TRIMSARAN ROAD
LLANELLI
CARMARTHENSHIRE
SA15 4RD

QR Code:

Date: 13/05/2025

Description: 2-Way Signals

Scale: NTS OS HA: 0














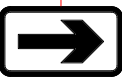








0330 043 3030
www.corehighways.com












Produced by: Kyle Morales

Design reference: KM/13.05.25/J136637

This Design is subject to Copyright and remains the property of Core Highways.
Contains Ordnance Survey data.

core highways

Sign Schedule		Sign Schedule	
	ID: 001 Qty: 1 Ref: 2702 Diversion Size: 1050 x 1000		ID: 012 Qty: 2 Ref: 2703 Diverted traffic Size: 1112 x 731 @ 75 X-hgt
	ID: 002 Qty: 1 Ref: 7022 Advance warning of uncontrolled joining traffic Size: 1050 x 750		ID: 013 Qty: 2 Ref: 2703 Diverted traffic Size: 1112 x 731 @ 75 X-hgt
	ID: 003 Qty: 1 Ref: 7021 Advance warning of PTS control on main road ahead Size: 1050 x 750		ID: 014 Qty: 2 Ref: 2704 Diverted traffic Size: 1130 x 731 @ 75 X-hgt
	ID: 004 Qty: 2 Ref: 645 End panel Size: 677 x 488 @ 75 X-hgt		ID: 015 Qty: 4 Ref: 2704 Diverted traffic Size: 1130 x 731 @ 75 X-hgt
	ID: 005 Qty: 1 Ref: 610 Keep left Size: 750 Dia		ID: 016 Qty: 2 Ref: 2703 Diverted traffic Size: 962 x 731 @ 75 X-hgt
	ID: 006 Qty: 2 Ref: 610 Keep right Size: 750 Dia		ID: 017 Qty: 1 Ref: 573 Direction to hazard left Size: 600 x 400 @ 100 X-Hgt
	ID: 007 Qty: 1 Ref: 543 Traffic signals ahead Size: 750 High		ID: 018 Qty: 1 Ref: 573 Direction to hazard right Size: 600 x 400 @ 100 X-Hgt
	ID: 008 Qty: 1 Ref: 518 Single file traffic Size: 885 x 788 @ 75 X-hgt		ID: 019 Qty: 6 Ref: 7001 Road works ahead Size: 750 High
	ID: 009 Qty: 1 Ref: 517 Road narrows on one side only ahead - left Size: 750 High		ID: 020 Qty: 2 Ref: 2702 Diversion Ends Size: 1050 x 1000
	ID: 010 Qty: 1 Ref: 7011 When Red Light Shows Wait Here Size: 1325 x 965		ID: 021 Qty: 2 Ref: 7010.1 Nature of temporary hazard ahead - Road Ahead Closed Size: 1176 x 938 @ 75 X-hgt
	ID: 011 Qty: 2 Ref: 7010.1 Nature of temporary hazard ahead - Road Closed Size: 782 x 788 @ 75 X-hgt		ID: 022 Qty: 1 Ref: 2702 Diversion Size: 1050 x 1000

Sign Schedule	
	ID: 006 Qty: 1 Ref: 572 Distance over which hazard or prohibition extends Size: 920 x 388 @ 100 X-hgt
	ID: 007 Qty: 1 Ref: 572 Distance over which hazard or prohibition extends Size: 911 x 388 @ 100 X-hgt
	ID: 008 Qty: 1 Ref: 7011 When Red Light Shows Wait Here Size: 1325 x 965
	ID: 009 Qty: 3 Ref: 7001 Road works ahead Size: 1000 High
	ID: 010 Qty: 1 Ref: 645 End panel Size: 902 x 650 @ 100 X-hgt
Sign Schedule	
	ID: 001 Qty: 1 Ref: 518 Single file traffic distance Size: 1180 x 1450 @ 100 X-hgt
	ID: 002 Qty: 1 Ref: 572 Distance over which hazard or prohibition extends Size: 918 x 388 @ 100 X-hgt
	ID: 003 Qty: 1 Ref: 518 Single file traffic Size: 1180 x 1050 @ 100 X-hgt
	ID: 004 Qty: 2 Ref: 517 Road narrows on one side only ahead - right Size: 900 High
	ID: 005 Qty: 1 Ref: 543 Traffic signals ahead Size: 900 High
Sign Schedule	
	ID: 001 Qty: 1 Ref: 13.9 Schedule 13-9 : Temporary Information Size: 844 x 788 @ 75 X-Hgt

TRAFFIC MANAGEMENT NOTES:
1) All temporary traffic management shall be in accordance with Chapter 8 of the Traffic Signs Manual.
2) All temporary traffic management shall be in accordance with the Traffic Signs Regulations and General Directions 2016.
3) All temporary traffic management shall conform to the Safety at Street Works and Road Works, A Code of Practice.
4) All signing should be located 450mm minimum from any carriageway.
5) All temporary traffic management sign locations are indicative and are subject to on site approval from the Engineer.
6) Stop & Go boards are to be accessible and brought into operation if there is traffic signal failure.

DETAIL B (B)

Single Carriageway 40mph or less - 450mm traffic cones, spacing 1.5m.
Single Carriageway 50mph or more - 750mm traffic cones, spacing 1.5m.

Notes:
1) During darkness, warning lights to BS EN 12352:2006 should be provided in accordance with Table A1.3 (Appendix 1).
2) 45° tapers have 1.2m spacing, no relaxations.
3) On motorways and all-purpose dual carriageway roads with hard shoulders on which the national speed limit applies, 1m cones will be required for both standard works and works for which relaxations may be applied, for both lead tapers and the facing wall of a lane change.

DETAIL C1 (C1)

Single Carriageway 40mph or less - 450mm traffic cones.
Single Carriageway 50mph or more - 750mm traffic cones.

Notes:
1) During darkness, warning lights to BS EN 12352:2006 should be provided in accordance with Table A1.3 (Appendix 1).
2) For relaxation to Detail C1 see Table A1.3 (Appendix 1).

SAFETY ZONE DIMENSIONS

Permanent speed limit 50mph
Sideway safety zone 1.2m
Longways safety zone 30m
(Dimensions are minimal)

Key

Traffic sign

Traffic cone

Pedestrian barrier

Cone lamp

Diversion route


Road closure

Checked by: A . Crees

Customer: M GROUP WATER

Job reference: 96478063

Location: TRIMSARAN ROAD
LLANELLI
CARMARTHENSHIRE
SA15 4RD

QR Code: 

Date: 13/05/2025

Description: 2-Way Signals

Scale: NTS

OS HA: 0

0330 043 3030

www.corehighways.com

Produced by: Kyle Morales

Design reference: KM/13.05.25/J136637

This Design is subject to Copyright and remains the property of Core Highways.
Contains Ordnance Survey data.

core

highways